


Explore

# ? How can I spin a winner?



## Do You Know...

- ✓ Spinners are often used in games to make sure players have fair chances.
- ✓ Spinners are divided into sections.
- ✓ If a game is really fair, all players have an equal chance of winning.



**Other Languages**

English	fair
French	juste
Spanish	justo



**Vocabulary**

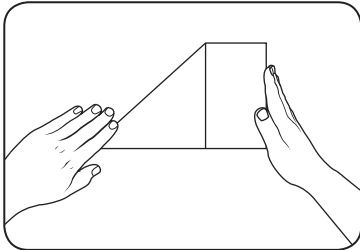
chances  
divided  
fair  
equal



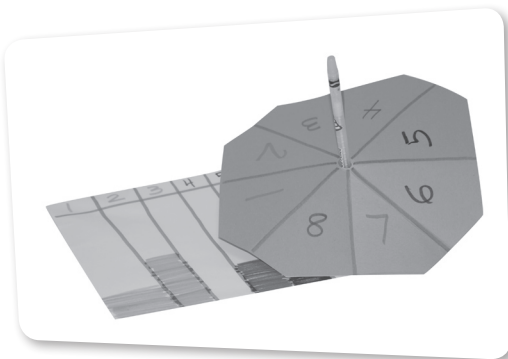
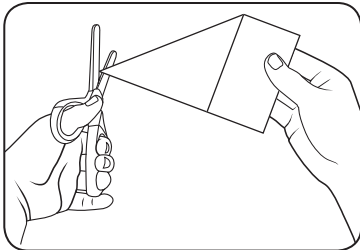
## Play It!

### Winner Spinner

Step  
1



Step  
2



1. Fold and cut paper into a square.
2. Fold the square in half 3 times to make a triangle. Cut a VERY tiny piece off the tip.
3. Unfold it. Use a marker to draw along the fold lines. Number each section in a different color. Cut off the corners.
4. Poke a colored pencil through the center of your spinner.
5. Twirl the spinner. The number that stops at your wrist is the winner!
6. Make a bar graph with 8 color-coded columns to match your spinner.
7. Spin at least 40 times. Record your results on the graph.



#### Supplies

- Markers
- Colored Pencils
- Scissors
- Colored Paper



#### Think About It

How could you make a spinner that is unfair?