



A Place to Play

Reaching Team Goals





Mario K.



CONNECT how different types of landscapes or open areas could be used to build your vision of an ideal place to play soccer or football. Imagine turning a sandy beach into a field where guests arrive by boat. Or how a non-rectangular field could be built between buildings in a crowded inner city setting, like those built in urban Bangkok. What if your community offered an area where you could design an innovative field or future-ready stadium to be used by students and professional players?




CREATE a sketch of an ideal place where you and others could enjoy playing soccer or football. What if you build a playing field on skyscraper rooftops in a crowded city? Or might you consider a floating field on water made with pontoons like the one Thailand built for the 1986 World Cup field, or *The Float @Marina Bay* in Singapore, the world's largest floating stage that hosts soccer/football matches?



Lucas B.



PRESENT your design and describe the innovative features that will make you and others want to play soccer or football here. Explain how you'll combine technological advancements, environmental considerations, and creative thinking to design a future-ready place to play.



Aidan C.



RESPOND to the other designs drawn by classmates showing their ideal places where soccer/football could be played. Are any of the fields multi-purpose, meaning several different sports can use the same area by swapping out equipment and surfaces? What player and spectator features excited you in others' designs?

Note for teachers and parents:

For more creative inspiration and hands-on explorations go to Crayola.com/CreativityWeek. To share student artwork on social media please post using #CrayolaCreativityWeek



Let's Play Soccer
Hachette Children's Group
Text ©2023 Ben Lerwill
Illustration ©2023 Marina Ruiz



Learning

Color Inspires Creativity
Thinking Sheet

©2025 Crayola