


# Storytelling Through the Arts

## LEARNING THROUGH THE ARTS



**CONNECT** your mind and body as you lift your arms, close your eyes, take a deep breath and get ready to fly. How can movement and imagination help you see things in new ways?



**CREATE** sketches that show the process of physically preparing to fly. How do you, family members, or friends look as you lift your arms, close your eyes, take a deep breath, and get ready to fly? Add wings to your sketches and show how you would soar over your community or imaginary landscapes.


SHOW HOW YOU,  
FAMILY MEMBERS,  
OR FRIENDS LOOK  
WHEN YOU:

LIFT YOUR ARMS.

CLOSE YOUR EYES.

TAKE A DEEP BREATH.


GET READY TO FLY.



DRAW CHILDREN WITH WINGS SOARING THROUGH THE SKY.  
INCLUDE SCENERY FROM YOUR COMMUNITY OR IMAGINARY LANDSCAPES.

# Storytelling Through the Arts

## LEARNING THROUGH THE ARTS



**RESPOND** to your artwork by asking yourself questions:

- How can art tell a story?
- What story do my sketches tell?
- What descriptive words would help amplify the story my art tells?

Jot down some of those descriptive words to use when you verbally tell your story.

---

---

---

---



**PRESENT** your visual story. Art tells stories, just as words do. When we present a narrative orally we are continuing to practice the ancient art of storytelling. Descriptive words that paint pictures help bring the story to life.