

# Carbon Footprint

## Sustainability

Carbon footprint is created when carbon dioxide (CO<sub>2</sub>) and additional greenhouse gases (collectively known as CO<sub>2</sub>e) are released into the atmosphere. These emissions are a byproduct of agriculture, transportation, heating, cooling, electricity production, and other goods and services that people want and need. These *greenhouse gases* trap heat in a layer around Earth and cause global warming.



**RESPOND** to information about carbon footprint in your community, geographic region, or around the world. Explore what it is, what causes it and what problems it causes, and what solutions are being worked on to reduce it.

WRITE NOTES AND SKETCH IDEAS FROM YOUR RESEARCH.



## CARBON FOOTPRINT


LOCAL OR REGIONAL EXAMPLES



GLOBAL EXAMPLES




WHAT CAUSES CARBON FOOTPRINT?



WHY IS CARBON FOOTPRINT IMPORTANT?



WHAT PROBLEMS DOES CARBON FOOTPRINT CAUSE?



WHAT ARE SOME SOLUTIONS TO CARBON FOOTPRINT PROBLEMS?



WHAT ELSE DO I WANT TO KNOW?



OTHER NOTES



# Carbon Footprint

## Sustainability



**CREATE** an informational poster about carbon footprint based on your research. Decide on the main idea:

Consider several possible titles:


---

---


---

---

**CREATE SOME PRACTICE SKETCHES THAT COMMUNICATE CARBON FOOTPRINT INFORMATION.**



**ORGANIZE THE IMAGES AND WORDS INTO A DRAFT POSTER.**



**PRESENT** your sketches to classmates. Ask what messages they glean from your draft poster and what changes they might suggest to convey carbon footprint facts in an engaging way. Refine your work based on this feedback. When the design is finalized, transfer it to large chart paper or poster board.



**CONNECT** the idea of informational posters to other issues that you care deeply about. Use the insights from this activity to help you craft a crisp title, compelling text, and images that convey your main message.